



Date: March 15, 2022

CERTIFICATE OF COMPLIANCE

This certificate of compliance validates the following			
TEST REPORT NUMBER	801/BA/20	CERTIFICATE NUMBER	DC – UAE – 0203
DATE OF ISSUE	January 21, 2022	DATE OF ISSUE	March 15, 2022
DATE OF EXPIRY	Not applicable	DATE OF EXPIRY	March 14, 2032
Manufacturer details			
NAME OF FACTORY / MANUFACTURER	POLON-ALFA S.A.	NAME OF THE BRAND	POLON-ALFA
FACTORY ADDRESS / REGION	ul. Glinki 155 85-861 Bydgoszcz Republic of Poland	MODEL / NO	POLON 3000 in varieties POLON 3064, POLON 3128, POLON 3256
WEBSITE	www.polon-alfa.pl	LOGO ON THE PRODUCT	
TELEPHONE	+48 52 36 39 278	EMAIL	export@polon-alfa.pl justyna.kasierska@polon-alfa.pl





Product Details From Test Report		Reference Test Report Page No.		
DESCRIPTION OF THE PRODUCT	Control and indicating equipment type POLON 3000 in varieties POLON 3064, POLON 3128, POLON 3256 with power supply equipment (Detailed specification below)	3		
TESTS STANDARD	EN 54-2:1997 + AC:1999 + A1:2006 Fire detection and fire alarm systems - Part 2: Control and indicating equipment EN 54-4:1997 + AC:1999 + A1:2002 + A2:2006 Fire detection and fire alarm systems - Part 4: Power supply equipment	11		
TESTS DESCRIPTION	Requirements, test methods and performance criteria for control and indicating equipment, power supply for fire detection and fire alarm systems intended to broadcast a warning of fire between a fire detection and fire alarm system and the occupants of a building.	11-12		
SPECIFICATION OF TEST SPECIMEN	Parameters of control and indicating equipment			
	Type:	POLON 3064	POLON 3128	POLON 3256
	Version of CIE:	addressable		
	IP protection:	IP 30		
	Operating temperature:	-5 °C ÷ +40 °C		
	Dimensions (Length x Width x Height):	90 x 339 x 402 [mm]		
	Software version:	V1.0		
	Main supply: supply voltage:	230 V AC		
	Maximum current consumption:	1,2 A		
	Internal working voltage:	24 V DC		
	Power supply: Battery type:	lead-acid 2 x 12 V DC		
	Maximum battery capacity:	7 ÷ 18 Ah		
	Battery charge voltage:	27,3 V DC		
	Maximal internal resistance of the battery:	1 Ω		
	Detector lines: type of detector lines:	addressable		
	Number of detector lines:	2 pieces		
	Maximum number of elements in the detector line:	64 pieces	128 pieces	256 pieces
	Voltage of the detector line:	24 V DC		
	Maximum current in stand-by mode:	1,2 A		
	Monitored signal lines:	1 piece		
	Inputs:	1 piece		
	Outputs:	1 piece		
	Parameters of power supply equipment:			
	Basic data			
	Type of power supply:	electric		
	Operating temperature:	-5 °C ÷ +40 °C		
	IP protection:	IP 30		
	Enclosure identification and minimal and maximal dimensions:	power supply equipment is located in the housing at the control and indicating equipment type POLON 3000		
	Output operating current I _{max} a:	0,5 A		
	Output operating current I _{max} b:	0,5 A		
Output circuits: range of output voltage:	24 V DC			
Main supply				
Main supply: supply voltage:	230 V AC			
Input circuits: number of inputs:	1			
Maximum current consumption:	1,2 A			
Reserve supply				
Power supply: battery type:	lead-acid 2 x 12 V DC			
Maximum current of battery charging:	0,7 A			
Maximal internal resistance of the battery and elements connected to the battery circuit:	1 Ω			
Maximum battery capacity:	7 ÷ 18 Ah			
Battery charge voltage in floating mode:	27,3 V DC			
Temperature compensation in floating mode:	yes			
Product components (basic and optional):	MSO-30, MLD-30, MZ-30, MW-30			






TESTS RESULTS	EN 54-2	General requirements	PASS	15-35
	EN 54-2	General requirements for indications	PASS	
	EN 54-2	The fire alarm condition	PASS	
	EN 54-2	Reception and processing of fire signals	PASS	
	EN 54-2	Output of the fire alarm condition	PASS	
	EN 54-2	Delay to outputs	PASS	
	EN 54-2	Dependencies on more than one alarm signal	PASS	
	EN 54-2	General requirements	PASS	
	EN 54-2	General requirements for indications	PASS	
	EN 54-2	The quiescent condition	PASS	
	EN 54-2	The fire alarm condition	PASS	
	EN 54-2	Fault warning condition	PASS	
	EN 54-2	Disabled condition	PASS	
	EN 54-2	Test condition	PASS	
	EN 54-2	Standardized input/output interface	NPD	
	EN 54-2	Design requirements *	PASS	
	EN 54-2	Additional design requirements for software controlled control and indicating equipments	PASS	
	EN 54-2	Marking	PASS	
	EN 54-2 - EN 60068-2-1	Cold (operational)	PASS	
	EN 54-2 - EN 60068-2-75	Impact (operational)	PASS	
	EN 54-2 - EN 60068-2-6	Vibration, sinusoidal (operational)	PASS	
	EN 54-2 - EN 60068-2-6	Vibration, sinusoidal (endurance)	PASS	
	EN 54-2 - EN 50130-4	Electromagnetic compatibility (EMC), immunity tests (operational)	PASS	
	EN 54-2	Supply voltage variations	PASS	
	EN 54-2 - EN 60068-2-78	Damp heat, steady state (operational)	PASS	
	EN 54-2 - EN 60068-2-78	Damp heat, steady state (endurance)	PASS	
	EN 54-2	Fault signals from points	PASS	
	EN 54-2	Total loss of the power supply	PASS	
	EN 54-2	Alarm counter	PASS	
	EN 54-2	Dependencies on more than one alarm signal	PASS	
	EN 54-2	Delay to outputs	PASS	
	EN 54-2	Disablement of addressable points	PASS	
	EN 54-2	Test condition	PASS	
	EN 54-2	Output to fire alarm devices	PASS	
EN 54-2	Alarm transmission routing equipment	PASS		
EN 54-2	Output for fire protection equipment	PASS		
EN 54-2	Fault warning routing equipment	PASS		
EN 54-2	Standardized input / output interface	NPD		
EN 54-4	General requirements	PASS		
EN 54-4	Functions	PASS		
EN 54-4	Materials, design and manufacture	PASS		
EN 54-4	General requirements	PASS		
EN 54-4	Functions	PASS		
EN 54-4	Materials, design and manufacture	PASS		
EN 54-4	Documentation	PASS		
EN 54-4	Marking	PASS		
EN 54-4 - EN 60068-2-1	Cold (operational)	PASS		
EN 54-4 - EN 60068-2-75	Impact (operational)	PASS		
EN 54-4 - EN 60068-2-6	Vibration, sinusoidal (operational)	PASS		
EN 54-4 - EN 60068-2-6	Vibration, sinusoidal (endurance)	PASS		
EN 54-4 - EN 50130-4	Electromagnetic compatibility (EMC), immunity tests (operational)	PASS		
EN 54-4 - EN 60068-2-78	Damp heat, steady state (operational)	PASS		
EN 54-4 - EN 60068-2-78	Damp heat, steady state (endurance)	PASS		
PRODUCT APPLICATION GUIDELINE	KK-E388/03.2022/EN	General and indicating equipment type POLON 3000 in varieties POLON 3064, POLON 3128, POLON 3256 with power supply equipment is used in fire detection and fire alarm systems. It is equipped with a power supply control and indicating equipment has two power sources: main supply and reserve supply.	Not applicable	







Laboratory and Certification Body Details

NAME OF CERTIFICATION BODY	CNBOP-PIB Centrum Naukowo-Badawcze Ochrony Przeciwpożarowej Państwowy Instytut Badawczy	NAME OF TEST FACILITY	CNBOP-PIB Zespół Laboratoriów Sygnalizacji Alarmu Pożaru i Automatyki Pożarniczej
CERTIFICATION BODY ADDRESS / REGION	ul. Nadwiślańska 213 05-420 Józefów REPUBLIC OF POLAND	TEST FACILITY ADDRESS / REGION	ul. Nadwiślańska 213 05-420 Józefów REPUBLIC OF POLAND
WEBSITE	www.cnbop.pl	WEBSITE	www.cnbop.pl
TELEPHONE	+48 22 769 33 47	TELEPHONE	+48 22 769 32 26
EMAIL	jcw@cnbop.pl	EMAIL	ba@cnbop.pl
ACCREDITED BY	Polish Centre for Accreditation http://www.pca.gov.pl	ACCREDITED BY	Polish Centre for Accreditation http://www.pca.gov.pl
AS PER	EN ISO/IEC 17065 Requirements for bodies certifying products, processes and services	AS PER	EN ISO/IEC 17025 General requirements for the competence of testing and calibration laboratories
VALIDITY	October 3, 2022	VALIDITY	October 11, 2025
REFERENCE NUMBER	AC 063	REFERENCE NUMBER	AB 207
CERTIFICATION MARK			

(ENDORSEMENT) TO BE SIGNED BY MANUFACTURER

NAME AND SURNAME OF MANUFACTURERS SIGNATORY	Dariusz Kofarski Robert Pestke	SIGNATURE	
EMAIL / TELEPHONE	+48 52 36 39 2 18 export@polon-alfa.pl	FACTORY OFFICIAL SEAL	POLON-ALFA S.A. ul. Glinki 155 85-861 BYDGOSZCZ
NOTES	I UNDERTAKE THAT ALL DATA AND INFORMATION PROVIDED ARE GENUINE AND ACCURATE.		

(ENDORSEMENT) TO BE CERTIFICATION BODY

NAME AND SURNAME OF CERTIFICATION BODY SIGNATORY	st. bryg. mgr inż. Daniel Małozieć	SIGNATURE	
EMAIL / TELEPHONE	cnbop@cnbop.pl +48 22 769 33 00	CERTIFICATION BODY OFFICIAL SEAL	
NOTES	I UNDERTAKE THAT ALL DATA AND INFORMATION PROVIDED ARE GENUINE AND ACCURATE.		

ATTACHEMENT:

COPY OF "CERTIFICATE OF CONSTANCY OF PERFORMANCE" NO. 1438-CPR-0811 (ISSUE 1) ISSUED BY CERTIFICATION BODY