




Date: May 18, 2022

This Certificate replaces Certificate No. DC – UAE – 0084 dated January 30, 2018.

CERTIFICATE OF COMPLIANCE

This certificate of compliance validates the following			
TEST REPORT NUMBER	1. 1617/BA/16 2. 370/BA/17 3. 854/BA/21 (test report) 4. 854/BA/21 (test protocol)	CERTIFICATE NUMBER	DC – UAE – 0084
DATE OF ISSUE	1. June 3, 2016 2. October 27, 2017 3. September 30, 2021 4. October 21, 2021 August 9, 2021 August 3, 2021 July 13, 2021	DATE OF ISSUE	May 18, 2022
DATE OF EXPIRY	Not applicable	DATE OF EXPIRY	June 27, 2026
Manufacturer details			
NAME OF FACTORY / MANUFACTURER	Polon-Alfa S. A.	NAME OF THE BRAND	POLON-ALFA
FACTORY ADDRESS / REGION	ul. Glinki 155 85-861 Bydgoszcz Republic of Poland	MODEL / NO	DUO-6046, DUO-6646, DUO-6043
WEBSITE	www.polon-alfa.pl	LOGO ON THE PRODUCT	 POLON-ALFA
TELEPHONE	+48 52 36 39 278	EMAIL	export@polon-alfa.pl justyna.kasierska@polon-alfa.pl





Product Details From Test Report		Reference Test Report Page No.																																																				
DESCRIPTION OF THE PRODUCT	Smoke detector type DUO-6000 in varieties DUO-6046, DUO-6646, DUO-6043 with short-circuit isolator (Detailed specification below)	3 (854/BA/21 – test report)																																																				
TESTS STANDARD	EN 54-7:2018 Fire detection and fire alarm systems - Part 7: Smoke detectors - Point detectors using scattered light, transmitted light or ionization EN 54-17:2005+AC:2007 Fire detection and fire alarm systems - Part 17: Short-circuit isolators	10 ÷ 11 (1617/BA/16) 6 (370/BA/17) 9 (854/BA/21 – test report) 1 ÷ 12 (854/BA/21 – test protocol)																																																				
TESTS DESCRIPTION	Requirements, test methods and performance criteria for smoke detector with short-circuit isolator intended to broadcast a warning of fire between a fire detection and fire alarm system and the occupants of a building.	10 ÷ 11 (1617/BA/16) 6 (370/BA/17) 10 ÷ 13 (854/BA/21 – test report)																																																				
	<table border="1"> <tr> <td>Type:</td> <td>DUO-6046, DUO-6646, DUO-6043</td> </tr> <tr> <td>Detachable detector:</td> <td>yes</td> </tr> <tr> <td>Connection of ancillary devices:</td> <td>yes</td> </tr> <tr> <td>On-site adjustment of response behaviour:</td> <td>yes</td> </tr> <tr> <td>Fire sensitivity:</td> <td>TF2, TF3, TF4, TF5</td> </tr> <tr> <td>Supply voltage [V DC]:</td> <td>16,5 ÷ 24,6</td> </tr> <tr> <td>Quiescent current [A]:</td> <td>≤ 0,00015</td> </tr> <tr> <td>Alarm current [A]:</td> <td>≤ 0,00015</td> </tr> <tr> <td>Protection against the ingress of foreign bodies:</td> <td>Detector is designed that a sphere of diameter 1,3 ± 0,05 mm cannot pass into the sensor chamber</td> </tr> <tr> <td>Operating temperature [°C]:</td> <td>- 10 ÷ 55</td> </tr> <tr> <td>Material of housing:</td> <td>plastic material</td> </tr> <tr> <td>Dimensions [mm]:</td> <td>115 x 54</td> </tr> <tr> <td>Mass [g]:</td> <td>200</td> </tr> <tr> <td colspan="2" style="text-align: center;">Short-circuit isolator</td> </tr> <tr> <td>Integral status indication:</td> <td>no</td> </tr> <tr> <td>Connection of ancillary devices:</td> <td>yes</td> </tr> <tr> <td>Detachable device:</td> <td>yes</td> </tr> <tr> <td>On-site adjustment of the isolator:</td> <td>no</td> </tr> <tr> <td>Software controlled device:</td> <td>yes</td> </tr> <tr> <td>Nominal voltage [V DC]:</td> <td>24</td> </tr> <tr> <td>Maximum voltage [V DC]:</td> <td>24,6</td> </tr> <tr> <td>Minimal voltage [V DC]:</td> <td>16,5</td> </tr> <tr> <td>Maximum voltage at which the device isolates [V DC]:</td> <td>6</td> </tr> <tr> <td>Minimum voltage at which the device isolates [V DC]:</td> <td>3</td> </tr> <tr> <td>Maximum voltage at which the device reconnects [V DC]:</td> <td>not applicable</td> </tr> <tr> <td>Minimum voltage at which the device reconnects [V DC]:</td> <td>not applicable</td> </tr> </table>	Type:	DUO-6046, DUO-6646, DUO-6043	Detachable detector:	yes	Connection of ancillary devices:	yes	On-site adjustment of response behaviour:	yes	Fire sensitivity:	TF2, TF3, TF4, TF5	Supply voltage [V DC]:	16,5 ÷ 24,6	Quiescent current [A]:	≤ 0,00015	Alarm current [A]:	≤ 0,00015	Protection against the ingress of foreign bodies:	Detector is designed that a sphere of diameter 1,3 ± 0,05 mm cannot pass into the sensor chamber	Operating temperature [°C]:	- 10 ÷ 55	Material of housing:	plastic material	Dimensions [mm]:	115 x 54	Mass [g]:	200	Short-circuit isolator		Integral status indication:	no	Connection of ancillary devices:	yes	Detachable device:	yes	On-site adjustment of the isolator:	no	Software controlled device:	yes	Nominal voltage [V DC]:	24	Maximum voltage [V DC]:	24,6	Minimal voltage [V DC]:	16,5	Maximum voltage at which the device isolates [V DC]:	6	Minimum voltage at which the device isolates [V DC]:	3	Maximum voltage at which the device reconnects [V DC]:	not applicable	Minimum voltage at which the device reconnects [V DC]:	not applicable	4 ÷ 6 (1617/BA/16) 3 ÷ 4 (370/BA/17) 4 ÷ 6 (854/BA/21 – test report)
Type:	DUO-6046, DUO-6646, DUO-6043																																																					
Detachable detector:	yes																																																					
Connection of ancillary devices:	yes																																																					
On-site adjustment of response behaviour:	yes																																																					
Fire sensitivity:	TF2, TF3, TF4, TF5																																																					
Supply voltage [V DC]:	16,5 ÷ 24,6																																																					
Quiescent current [A]:	≤ 0,00015																																																					
Alarm current [A]:	≤ 0,00015																																																					
Protection against the ingress of foreign bodies:	Detector is designed that a sphere of diameter 1,3 ± 0,05 mm cannot pass into the sensor chamber																																																					
Operating temperature [°C]:	- 10 ÷ 55																																																					
Material of housing:	plastic material																																																					
Dimensions [mm]:	115 x 54																																																					
Mass [g]:	200																																																					
Short-circuit isolator																																																						
Integral status indication:	no																																																					
Connection of ancillary devices:	yes																																																					
Detachable device:	yes																																																					
On-site adjustment of the isolator:	no																																																					
Software controlled device:	yes																																																					
Nominal voltage [V DC]:	24																																																					
Maximum voltage [V DC]:	24,6																																																					
Minimal voltage [V DC]:	16,5																																																					
Maximum voltage at which the device isolates [V DC]:	6																																																					
Minimum voltage at which the device isolates [V DC]:	3																																																					
Maximum voltage at which the device reconnects [V DC]:	not applicable																																																					
Minimum voltage at which the device reconnects [V DC]:	not applicable																																																					









TESTS RESULTS	EN 54-7	Individual alarm indication	PASS	13 ÷ 34 (1617/BA/16) 7 ÷ 10 (370/BA/17) 72 ÷ 107 (854/BA/21 – test report) 1 ÷ 12 (854/BA/21 – test protocol)
	EN 54-7	Connection of ancillary devices	PASS	
	EN 54-7	Monitoring of detachable detectors	PASS	
	EN 54-7	Manufacturer's adjustments	PASS	
	EN 54-7	On-site adjustment of response behaviour	PASS	
	EN 54-7	Protection against the ingress of foreign bodies	PASS	
	EN 54-7	Response to slowly developing fires	PASS	
	EN 54-7	Software controlled detectors (when provided)	PASS	
	EN 54-7	Repeatability	PASS	
	EN 54-7	Directional dependence	PASS	
	EN 54-7	Reproducibility	PASS	
	EN 54-7	Air movement	PASS	
	EN 54-7	Dazzling	PASS	
	EN 54-7	Variation in supply parameters	PASS	
	EN 54-7	Fire sensitivity	PASS	
	EN 54-7	Cold (operational)	PASS	
	EN 54-7	Additional requirements for software controlled detectors	PASS	
	EN 54-7 - EN 60068-2-1	Cold (operational)	PASS	
	EN 54-7 - EN 60068-2-2	Dry heat (operational)	PASS	
	EN 54-7 - EN 60068-2-78	Damp heat, steady state (operational)	PASS	
	EN 54-7 - EN 60068-2-78	Damp heat, steady state (endurance)	PASS	
	EN 54-7 - EN 60068-2-42	Sulphur dioxide (SO ₂) corrosion (endurance)	PASS	
	EN 54-7 - EN 60068-2-27	Shock (operational)	PASS	
	EN 54-7	Impact (operational)	PASS	
	EN 54-7 - EN 60068-2-6	Vibration, sinusoidal (operational)	PASS	
	EN 54-7 - EN 60068-2-6	Vibration, sinusoidal (endurance)	PASS	
	EN 54-7 - EN 50130-4	Electromagnetic compatibility (EMC), immunity (operational)	PASS	
EN 54-17	Reproducibility	PASS		
EN 54-17	Requirements	PASS		
EN 54-17 - EN 60068-2-2	Dry heat (operational)	PASS		
EN 54-17 - EN 60068-2-1	Cold (operational)	PASS		
EN 54-17 - EN 60068-2-27	Shock (operational)	PASS		
EN 54-17	Impact (operational)	PASS		
EN 54-17 - EN 60068-2-6	Vibration, sinusoidal (operational)	PASS		
EN 54-17 - EN 60068-2-6	Vibration, sinusoidal (endurance)	PASS		
EN 54-17 - EN 60068-2-30	Damp heat, cyclic (operational)	PASS		
EN 54-17 - EN 60068-2-78	Damp heat, steady state (endurance)	PASS		
EN 54-17 - EN 60068-2-42	Sulphur dioxide (SO ₂) corrosion (endurance)	PASS		
EN 54-17	Variation in supply parameters	PASS		
EN 54-17 - EN 50130-4	Electromagnetic compatibility (EMC), immunity tests (operational)	PASS		
PRODUCT APPLICATION GUIDELINE	KK-E360/01.2018 KK-E360/01.2018/EN	Smoke detector type DUO-6000 in varieties DUO-6046, DUO-6646, DUO-6043 is equipped with short-circuit isolator. It is designed for detecting smoke arising in the initial stage of fire development. Smoke detector type DUO-6000 in varieties DUO-6046, DUO-6646, DUO-6043 with short-circuit isolator has to be used with fire detection and fire alarm systems.	Not applicable	





Laboratory and Certification Body Details			
NAME OF CERTIFICATION BODY	CNBOP-PIB Centrum Naukowo-Badawcze Ochrony Przeciwpozarowej Państwowy Instytut Badawczy	NAME OF TEST FACILITY	CNBOP-PIB Zespół Laboratoriów Sygnalizacji Alarmu Pożaru i Automatyki Pożarniczej
CERTIFICATION BODY ADDRESS / REGION	ul. Nadwiślańska 213 05-420 Józefów REPUBLIC OF POLAND	TEST FACILITY ADDRESS / REGION	ul. Nadwiślańska 213 05-420 Józefów REPUBLIC OF POLAND
WEBSITE	www.cnbop.pl	WEBSITE	www.cnbop.pl
TELEPHONE	+48 22 769 33 47	TELEPHONE	+48 22 769 32 26
EMAIL	jcw@cnbop.pl	EMAIL	ba@cnbop.pl
ACCREDITED BY	Polish Centre for Accreditation http://www.pca.gov.pl	ACCREDITED BY	Polish Centre for Accreditation http://www.pca.gov.pl
AS PER	EN ISO/IEC 17065 Requirements for bodies certifying products, processes and services	AS PER	EN ISO/IEC 17025 General requirements for the competence of testing and calibration laboratories
VALIDITY	October 3, 2022	VALIDITY	October 11, 2025
REFERENCE NUMBER	AC 063	REFERENCE NUMBER	AB 207
CERTIFICATION MARK			
(ENDORSEMENT) TO BE SIGNED BY MANUFACTURER			
NAME AND SURNAME OF MANUFACTURERS SIGNATORY	Dariusz Kapański Robert Pestke	SIGNATURE	
EMAIL / TELEPHONE	+48 5236 382 78 expert@pdon-alfa.pl	FACTORY OFFICIAL SEAL	POLON-ALFA S.A. ul. Glinki 155 85-861 BYDGOSZCZ
NOTES	I UNDERTAKE THAT ALL DATA AND INFORMATION PROVIDED ARE GENUINE AND ACCURATE.		
(ENDORSEMENT) TO BE CERTIFICATION BODY			
NAME AND SURNAME OF CERTIFICATION BODY SIGNATORY	st. bryg. Paweł Janik, PhD Eng.	SIGNATURE	
EMAIL / TELEPHONE	cnbop@cnbop.pl +48 22 769 33 00	CERTIFICATION BODY OFFICIAL SEAL	
NOTES	I UNDERTAKE THAT ALL DATA AND INFORMATION PROVIDED ARE GENUINE AND ACCURATE.		

ATTACHMENT:

COPY OF "CERTIFICATE OF CONSTANCY OF PERFORMANCE" NO. 1438-CPR-0474 ISSUE 2 ISSUED BY CERTIFICATION BODY