



Date: May 15, 2023

**CERTIFICATE OF COMPLIANCE**

This certificate of compliance validates the following			
TEST REPORT NUMBER	1. 724/BA/22 2. 854/BA/21 3. Protocol no. 854/BA/21	CERTIFICATE NUMBER	DC - UAE - 0248
DATE OF ISSUE	1. March 3, 2023 2. September 30, 2021 3. July 13, 2021 August 3, 2021 August 9, 2021 October 21, 2021	DATE OF ISSUE	May 15, 2023
DATE OF EXPIRY	Not applicable	DATE OF EXPIRY	May 14, 2033
Manufacturer details			
NAME OF FACTORY / MANUFACTURER	POLON-ALFA S.A.	NAME OF THE BRAND	POLON-ALFA
FACTORY ADDRESS / REGION	ul. Glinki 155 85-861 Bydgoszcz Republic of Poland	MODEL / NO	DOT-3000
WEBSITE	www.polon-alfa.pl	LOGO ON THE PRODUCT	
TELEPHONE	+48 52 36 39 278	EMAIL	export@polon-alfa.pl justyna.kasierska@polon-alfa.pl






Product Details From Test Report		Reference Test Report Page No.																																																																														
DESCRIPTION OF THE PRODUCT	Smoke and heat detector type DOT-3000 with short-circuit isolator (Detailed specification below)	3 (724/BA/22)																																																																														
TESTS STANDARD	EN 54-5:2017+A1:2018 Fire detection and fire alarm systems – Part 5: Heat detectors – Point heat detectors EN 54-7:2018 Fire detection and fire alarm systems – Part 7: Smoke detectors – Point smoke detectors that operate using scattered light, transmitted light or ionization EN 54-17:2005+AC:2007 Fire detection and fire alarm systems – Part 17: Short-circuit isolators	9 (724/BA/22, 854/BA/21)																																																																														
TESTS DESCRIPTION	Requirements, test methods and performance criteria for sounders, heat detector, point detectors using scattered light, transmitted light or ionization and short-circuit isolators	9 (724/BA/22) 9 ÷ 10 (854/BA/21)																																																																														
SPECIFICATION OF TEST SPECIMEN	<table border="1"> <tr><td>Type:</td><td>DOT-3000</td></tr> <tr><td>Detachable detector:</td><td>yes</td></tr> <tr><td>Connection of ancillary devices:</td><td>yes</td></tr> <tr><td>On-site adjustment of response behaviour:</td><td>yes</td></tr> <tr><td>Fire sensitivity:</td><td>TF2, TF3, TF4, TF5</td></tr> <tr><td>Supply voltage [V DC]:</td><td>16,5 ÷ 24,6</td></tr> <tr><td>Quiescent current [A]:</td><td>≤ 0,00015</td></tr> <tr><td>Alarm current [A]:</td><td>≤ 0,00015</td></tr> <tr><td>Protection against the ingress of foreign bodies:</td><td>Detector is designed that a sphere of diameter (1,3 ± 0,05) mm cannot pass into the sensor chamber.</td></tr> <tr><td>Classification of the detector according to EN 54-5:</td><td>A1R, A2R, BR, A2S, BS</td></tr> <tr><td>Operating temperature [°C]:</td><td>-10 ÷ +55</td></tr> <tr><td>Material of housing:</td><td>plastic material</td></tr> <tr><td>Dimensions [mm]:</td><td>∅ 115 x 54 (with a socket)</td></tr> <tr><td>Mass [g]:</td><td>180</td></tr> </table>	Type:	DOT-3000	Detachable detector:	yes	Connection of ancillary devices:	yes	On-site adjustment of response behaviour:	yes	Fire sensitivity:	TF2, TF3, TF4, TF5	Supply voltage [V DC]:	16,5 ÷ 24,6	Quiescent current [A]:	≤ 0,00015	Alarm current [A]:	≤ 0,00015	Protection against the ingress of foreign bodies:	Detector is designed that a sphere of diameter (1,3 ± 0,05) mm cannot pass into the sensor chamber.	Classification of the detector according to EN 54-5:	A1R, A2R, BR, A2S, BS	Operating temperature [°C]:	-10 ÷ +55	Material of housing:	plastic material	Dimensions [mm]:	∅ 115 x 54 (with a socket)	Mass [g]:	180	3 ÷ 7 (724/BA/22)																																																		
Type:	DOT-3000																																																																															
Detachable detector:	yes																																																																															
Connection of ancillary devices:	yes																																																																															
On-site adjustment of response behaviour:	yes																																																																															
Fire sensitivity:	TF2, TF3, TF4, TF5																																																																															
Supply voltage [V DC]:	16,5 ÷ 24,6																																																																															
Quiescent current [A]:	≤ 0,00015																																																																															
Alarm current [A]:	≤ 0,00015																																																																															
Protection against the ingress of foreign bodies:	Detector is designed that a sphere of diameter (1,3 ± 0,05) mm cannot pass into the sensor chamber.																																																																															
Classification of the detector according to EN 54-5:	A1R, A2R, BR, A2S, BS																																																																															
Operating temperature [°C]:	-10 ÷ +55																																																																															
Material of housing:	plastic material																																																																															
Dimensions [mm]:	∅ 115 x 54 (with a socket)																																																																															
Mass [g]:	180																																																																															
TESTS RESULTS	<table border="1"> <tr><td>EN 54-5</td><td>Position of heat sensitive element</td><td>PASS</td></tr> <tr><td>EN 54-5</td><td>Individual alarm indication</td><td>PASS</td></tr> <tr><td>EN 54-5</td><td>Connection of ancillary devices</td><td>PASS</td></tr> <tr><td>EN 54-5</td><td>Monitoring of detachable point heat detectors</td><td>PASS</td></tr> <tr><td>EN 54-5</td><td>Manufacturing adjustments</td><td>PASS</td></tr> <tr><td>EN 54-5</td><td>On-site adjustment of response behaviour</td><td>PASS</td></tr> <tr><td>EN 54-5</td><td>Software controlled detector (when provided)</td><td>PASS</td></tr> <tr><td>EN 54-5</td><td>Directional dependence</td><td>PASS</td></tr> <tr><td>EN 54-5</td><td>Static response temperature</td><td>PASS</td></tr> <tr><td>EN 54-5</td><td>Response times from typical application temperature</td><td>PASS</td></tr> <tr><td>EN 54-5</td><td>Response times from 25°C</td><td>PASS</td></tr> <tr><td>EN 54-5</td><td>Response times from high ambient temperature</td><td>PASS</td></tr> <tr><td>EN 54-5</td><td>Reproducibility</td><td>PASS</td></tr> <tr><td>EN 54-5</td><td>Additional test for suffix S point heat detectors</td><td>PASS</td></tr> <tr><td>EN 54-5</td><td>Additional test for suffix R point heat detectors</td><td>PASS</td></tr> <tr><td>EN 54-5</td><td>Variation in supply parameters</td><td>PASS</td></tr> <tr><td>EN 54-5 - EN 60068-2-1</td><td>Cold (operational)</td><td>PASS</td></tr> <tr><td>EN 54-5 - EN 60068-2-2</td><td>Dry heat (endurance)</td><td>NOT APPLICABLE</td></tr> <tr><td>EN 54-5 - EN 60068-2-30</td><td>Damp heat, cyclic (operational)</td><td>PASS</td></tr> <tr><td>EN 54-5 - EN 60068-2-78</td><td>Damp heat, steady state (endurance)</td><td>PASS</td></tr> <tr><td>EN 54-5 - EN 60068-2-42</td><td>Sulphur dioxide (SO<sub>2</sub>) corrosion (endurance)</td><td>PASS</td></tr> <tr><td>EN 54-5 - EN 60068-2-6</td><td>Shock (operational)</td><td>PASS</td></tr> <tr><td>EN 54-5</td><td>Impact (operational)</td><td>PASS</td></tr> <tr><td>EN 54-5 - EN 60068-2-6</td><td>Vibration, sinusoidal (operational)</td><td>PASS</td></tr> <tr><td>EN 54-5 - EN 60068-2-6</td><td>Vibration, sinusoidal (endurance)</td><td>PASS</td></tr> <tr><td>EN 54-5 - EN 50130-4</td><td>Electromagnetic compatibility, immunity (operational)</td><td>PASS</td></tr> </table>	EN 54-5	Position of heat sensitive element	PASS	EN 54-5	Individual alarm indication	PASS	EN 54-5	Connection of ancillary devices	PASS	EN 54-5	Monitoring of detachable point heat detectors	PASS	EN 54-5	Manufacturing adjustments	PASS	EN 54-5	On-site adjustment of response behaviour	PASS	EN 54-5	Software controlled detector (when provided)	PASS	EN 54-5	Directional dependence	PASS	EN 54-5	Static response temperature	PASS	EN 54-5	Response times from typical application temperature	PASS	EN 54-5	Response times from 25°C	PASS	EN 54-5	Response times from high ambient temperature	PASS	EN 54-5	Reproducibility	PASS	EN 54-5	Additional test for suffix S point heat detectors	PASS	EN 54-5	Additional test for suffix R point heat detectors	PASS	EN 54-5	Variation in supply parameters	PASS	EN 54-5 - EN 60068-2-1	Cold (operational)	PASS	EN 54-5 - EN 60068-2-2	Dry heat (endurance)	NOT APPLICABLE	EN 54-5 - EN 60068-2-30	Damp heat, cyclic (operational)	PASS	EN 54-5 - EN 60068-2-78	Damp heat, steady state (endurance)	PASS	EN 54-5 - EN 60068-2-42	Sulphur dioxide (SO <sub>2</sub> ) corrosion (endurance)	PASS	EN 54-5 - EN 60068-2-6	Shock (operational)	PASS	EN 54-5	Impact (operational)	PASS	EN 54-5 - EN 60068-2-6	Vibration, sinusoidal (operational)	PASS	EN 54-5 - EN 60068-2-6	Vibration, sinusoidal (endurance)	PASS	EN 54-5 - EN 50130-4	Electromagnetic compatibility, immunity (operational)	PASS	11 ÷ 12 (724/BA/22) 42 ÷ 71 (854/BA/21)
EN 54-5	Position of heat sensitive element	PASS																																																																														
EN 54-5	Individual alarm indication	PASS																																																																														
EN 54-5	Connection of ancillary devices	PASS																																																																														
EN 54-5	Monitoring of detachable point heat detectors	PASS																																																																														
EN 54-5	Manufacturing adjustments	PASS																																																																														
EN 54-5	On-site adjustment of response behaviour	PASS																																																																														
EN 54-5	Software controlled detector (when provided)	PASS																																																																														
EN 54-5	Directional dependence	PASS																																																																														
EN 54-5	Static response temperature	PASS																																																																														
EN 54-5	Response times from typical application temperature	PASS																																																																														
EN 54-5	Response times from 25°C	PASS																																																																														
EN 54-5	Response times from high ambient temperature	PASS																																																																														
EN 54-5	Reproducibility	PASS																																																																														
EN 54-5	Additional test for suffix S point heat detectors	PASS																																																																														
EN 54-5	Additional test for suffix R point heat detectors	PASS																																																																														
EN 54-5	Variation in supply parameters	PASS																																																																														
EN 54-5 - EN 60068-2-1	Cold (operational)	PASS																																																																														
EN 54-5 - EN 60068-2-2	Dry heat (endurance)	NOT APPLICABLE																																																																														
EN 54-5 - EN 60068-2-30	Damp heat, cyclic (operational)	PASS																																																																														
EN 54-5 - EN 60068-2-78	Damp heat, steady state (endurance)	PASS																																																																														
EN 54-5 - EN 60068-2-42	Sulphur dioxide (SO <sub>2</sub> ) corrosion (endurance)	PASS																																																																														
EN 54-5 - EN 60068-2-6	Shock (operational)	PASS																																																																														
EN 54-5	Impact (operational)	PASS																																																																														
EN 54-5 - EN 60068-2-6	Vibration, sinusoidal (operational)	PASS																																																																														
EN 54-5 - EN 60068-2-6	Vibration, sinusoidal (endurance)	PASS																																																																														
EN 54-5 - EN 50130-4	Electromagnetic compatibility, immunity (operational)	PASS																																																																														











**Laboratory and Certification Body Details**

NAME OF CERTIFICATION BODY	CNBOP-PIB Centrum Naukowo-Badawcze Ochrony Przeciwpożarowej Państwowy Instytut Badawczy	NAME OF TEST FACILITY	CNBOP-PIB Zespół Laboratoriów Sygnalizacji Alarmu Pożaru i Automatyki Pożarniczej
CERTIFICATION BODY ADDRESS / REGION	ul. Nadwiślańska 213. 05-420 Józefów REPUBLIC OF POLAND	TEST FACILITY ADDRESS / REGION	ul. Nadwiślańska 213. 05-420 Józefów REPUBLIC OF POLAND
WEBSITE	www.cnbop.pl	WEBSITE	www.cnbop.pl
TELEPHONE	+48 22 769 33 47	TELEPHONE	+48 22 769 32 26
EMAIL	jcw@cnbop.pl	EMAIL	ba@cnbop.pl
ACCREDITED BY	Polish Centre for Accreditation http://www.pca.gov.pl	ACCREDITED BY	Polish Centre for Accreditation http://www.pca.gov.pl
AS PER	EN ISO/IEC 17065 Requirements for bodies certifying products, processes and services	AS PER	EN ISO/IEC 17025 General requirements for the competence of testing and calibration laboratories
VALIDITY	October 3, 2026	VALIDITY	October 11, 2025
REFERENCE NUMBER	AC 063	REFERENCE NUMBER	AB 207
CERTIFICATION MARK			

**(ENDORSEMENT) TO BE SIGNED BY MANUFACTURER**

NAME AND SURNAME OF MANUFACTURERS SIGNATORY	JACEK SZUBIŃSKI	SIGNATURE	 Dyrektor Zakładu Produkcyjnego Jacek Szubiński
EMAIL / TELEPHONE	+48 52 86 39 218 expovt@polon-alfa.pl	FACTORY OFFICIAL SEAL	 POLON-ALFA S.A. ul. Glinki 155 85-861 BYDGOSZCZ NIP 554-03-11-901 (1)
NOTES	I UNDERTAKE THAT ALL DATA AND INFORMATION PROVIDED ARE GENUINE AND ACCURATE.		

**(ENDORSEMENT) TO BE CERTIFICATION BODY**

NAME AND SURNAME OF CERTIFICATION BODY SIGNATORY	st. bryg. dr inż. Paweł Janik	SIGNATURE	
EMAIL / TELEPHONE	cnbop@cnbop.pl +48 22 769 33 00	CERTIFICATION BODY OFFICIAL SEAL	
NOTES	I UNDERTAKE THAT ALL DATA AND INFORMATION PROVIDED ARE GENUINE AND ACCURATE.		

ATTACHEMENT:

COPY OF "CERTIFICATE OF CONSTANCY OF PERFORMANCE" NO. 1438-CPR-0909 ISSUE 1 ISSUED BY CERTIFICATION BODY